

BUILT TO
YOUR DESIGN
OBJECTIVES

SINGLE SOURCE

GLASS
FINISH
INSTALLATION

SAFETY

OBSTRUCTION SENSING
PHOTO EYES
FAIL SAFE DEVICE




RENLITA
Custom Opening Solutions

S-3000 FOLDAWAY

MADE IN THE USA

Built On A Solid Foundation

The S-3000 Foldaway counterweight balanced opening system spans up to 90 feet wide to make an outstanding statement for any project. This system's versatile design is suitable for residential, commercial, and industrial applications. The S-3000 Foldaway comes equipped with the safety features including Renlita's obstruction sensing REDD™ motor, safety photo eyes and our patented failsafe device as standard in every project. Renlita provides a turnkey solution including specified finish, glass or cladding, and installation.





FEATURES

S-3000 Foldaway opening solution is a counterweight balanced, vertical lift bi-folding system constructed from structural steel and is suitable for all application types. By eliminating the need for overhead structure, architects and customers will have more clear opening to create amazing views and access.

The S-3000 model can be constructed into custom doors, windows, or wall systems. The steel frame is designed to withstand high wind loads with minimal deflection in both the open and closed positions. The S-3000 Foldaway is designed for applications where minimal internal projection is required.

From **Concept to Completion**, Renlita provides turnkey services that include specified finish, glass or cladding, installation and service. Our single source service provides customers with confidence that all aspects of the project are properly coordinated and designed while providing a single warranty for the entire system.

Renlita is the industry leading provider of vertical custom opening solutions utilizing patented safety devices, completed NFRC thermal certification, in-house engineering services and architectural grade finishes and components.

Contact Renlita to begin designing your next customized solution.



WWW.RENLITAME.COM

+974 3355 3947

MARHABA@RENLITAME.COM





SPECIFICATIONS

S-3000 FOLDAWAY

System Design

When opening, this two leaf overhead folding system folds along a central hinge and moves upward, coming to rest in a horizontal configuration immediately below the header.

Operation

Operation via motor operator or manual.

Motorized: 110 volt / 8 amps motor system.
Renlita Electric Direct Drive (REDD™) included in all models.

Obstruction sensing technology.

Key switch or touch screen control station.

Manual: Operated by hand without special cranks or tools.

Size

Maximum width: 90'

Maximum height: 30'

Cladding

Wood - Glass - Metal - Stone

Customer Request

Max thickness 4"

Max weight 15 psf

Finishes

Powder coated to AAMA 2604 standard color options.

RAL colors

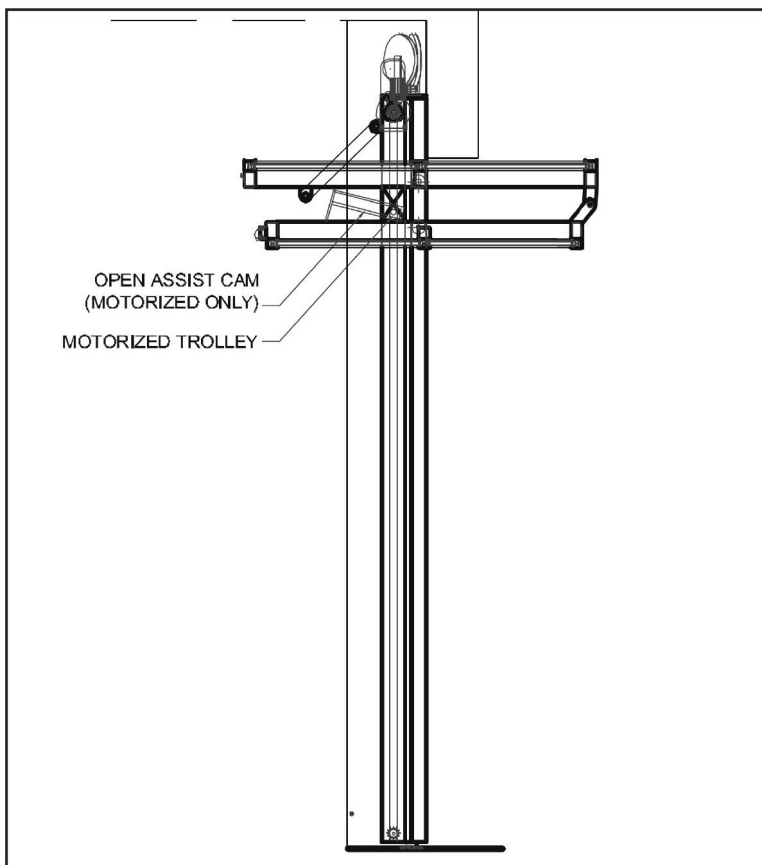
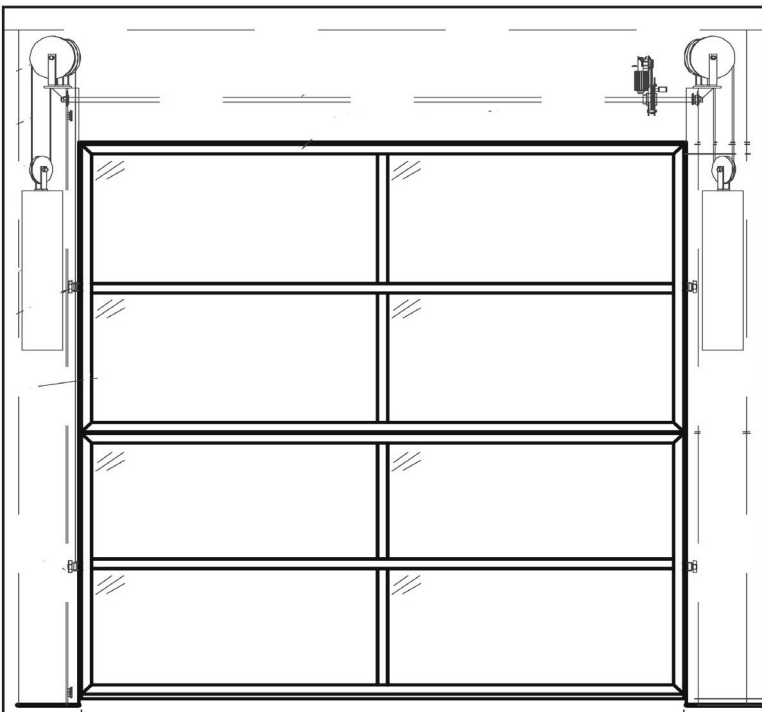
IFS Architectural Colors

Custom color matches upon special request

Installations

Provided by distributor with factory trained & certified technicians.

No additional structural member at the head required; Attaches to the jamb



Max Size: 90' W x 30' H

Maximum Opening Space, Less
Interior or Exterior Protrusion

Commercial Grade Structural Steel

Standard Photo Eye Sensor

Standard Safety Brake

No Header Structure Required

Turn-Key / Single Source

Made in the USA

Auto Reverse Sensing Motor



RENLITA
Custom Opening Solutions

WWW.RENLITAME.COM

Made in the USA - Ships Worldwide

+974 3355 3947

MARHABA@RENLITAME.COM